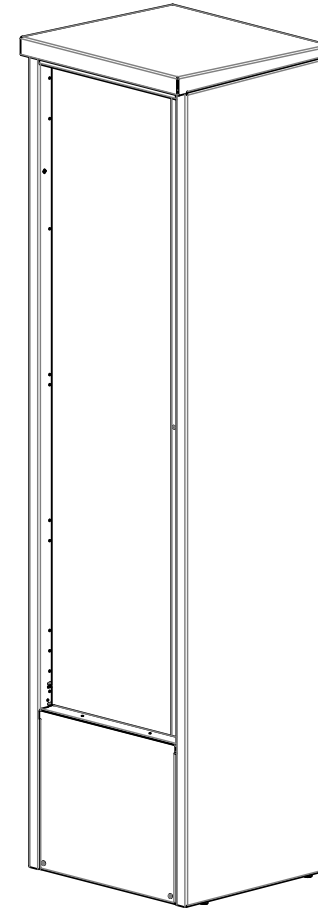
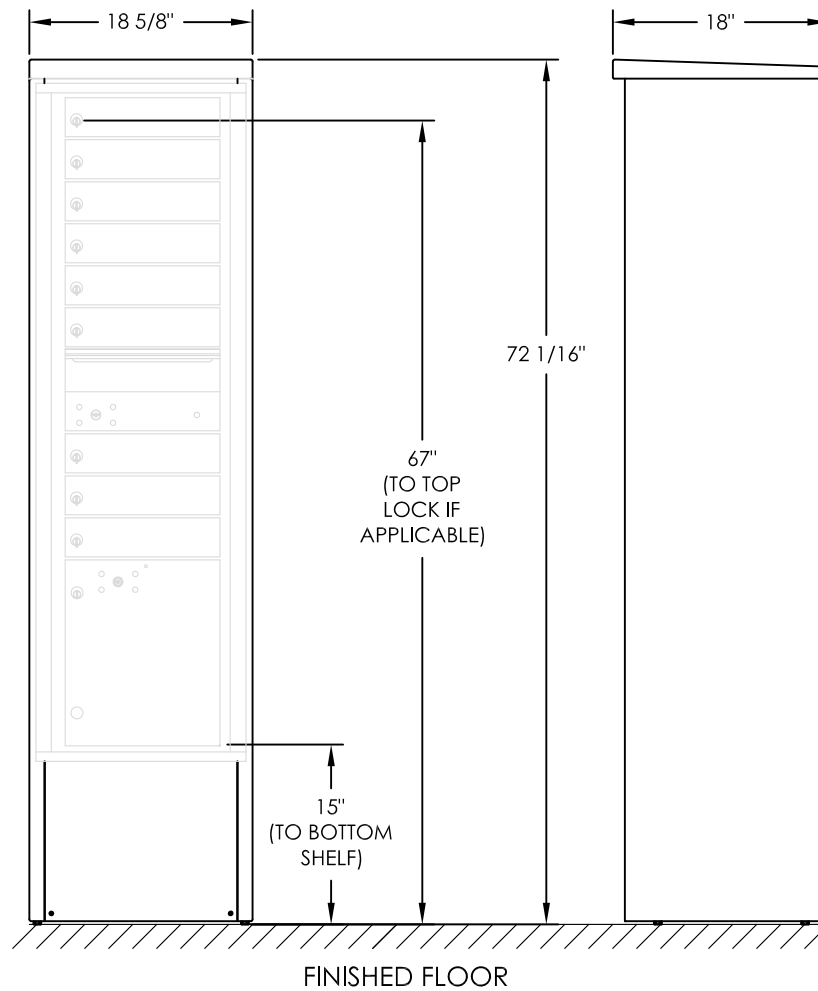


versatile™ 4C Depot, DEP16S

Shown with 4C
for dimensional
reference only.



NOTES:

1. Depot cabinet design ensures compliance with USPS STD-4C mailbox installation regulations.
2. Accommodates all 4C front-loading single-column 16-High modules.
3. Depot cabinet assembled complete in factory.
4. Depot ships complete with 4C front-loading module installed.
5. May be installed outside or inside - see foundation specification details in installation manual.

PRODUCT SERIES:

VERSATILE™ 4C DEPOT

MODEL DEP16S

REV -

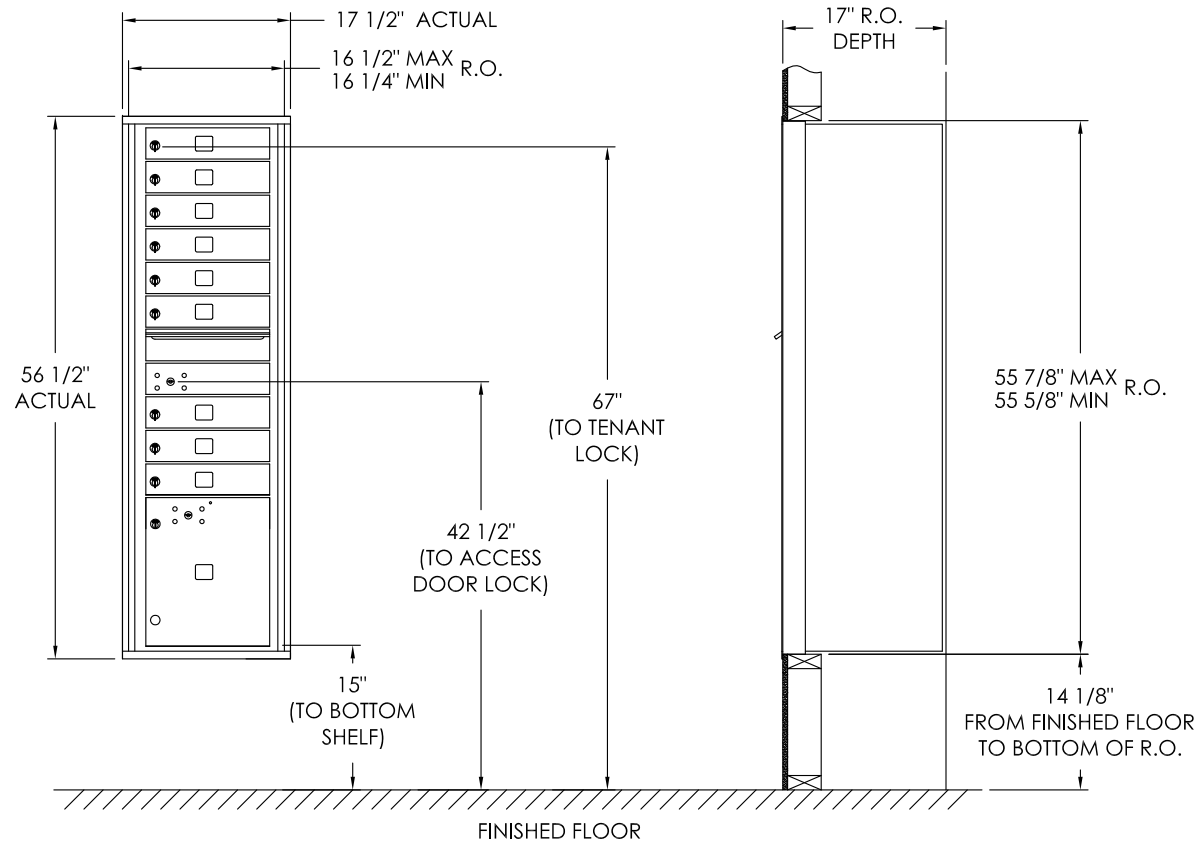
SCALE 1:16

LAST REV DATE 10/6/2020

DRAWING NUMBER
DEP16SCS

DRAWN BY
NBC

versatile™ 4C Mailbox, 4C16S-09



COMPARTMENT CHART

DESCRIPTION	COMPARTMENT	COMPARTMENT SIZE	QTY.
MAILBOX	MB1	3" H x 12" W x 15" D	9
OUTGOING MAIL	OM2	6-1/2" H x 12" W x 15" D	1
PARCEL LOCKER	PL15	15" H x 12" W x 15" D	1

Notes:

- This module meets the USPS STD-4C requirements for installation defined below when the mailbox is installed per the dimensions provided on this drawing.
 - At least one customer compartment shall be positioned less than 48" above finished floor (AFF).
 - No parcel locker (interior bottom shelf) shall be positioned less than 15" AFF.
 - No patron (tenant) lock shall be positioned more than 67" AFF.
 - No customer compartment (interior bottom shelf) shall be positioned less than 28" AFF.
 - The USPS Arrow lock shall be positioned 36"- 48" AFF.
- This 4C mailbox can also be used for private applications.
- The rough opening width for multi-unit 4C installations is provided using the Florence configurator: www.florencemailboxes.com/configurator.

PRODUCT SERIES:

VERSATILE™ 4C FRONT LOAD MAILBOX

	MODEL	4C16S-09	REV	D
	SCALE	NONE	LAST REV DATE	06/27/19
	DRAWING NUMBER	4C16S-09CS	DRAWN BY	RAK