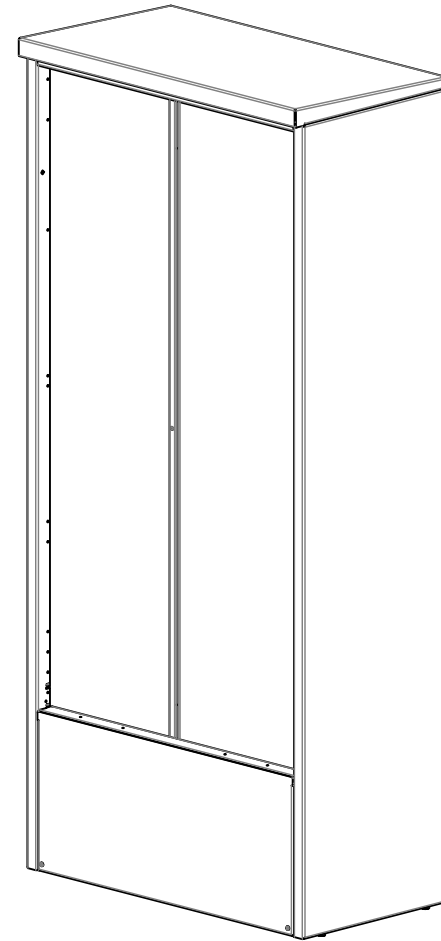
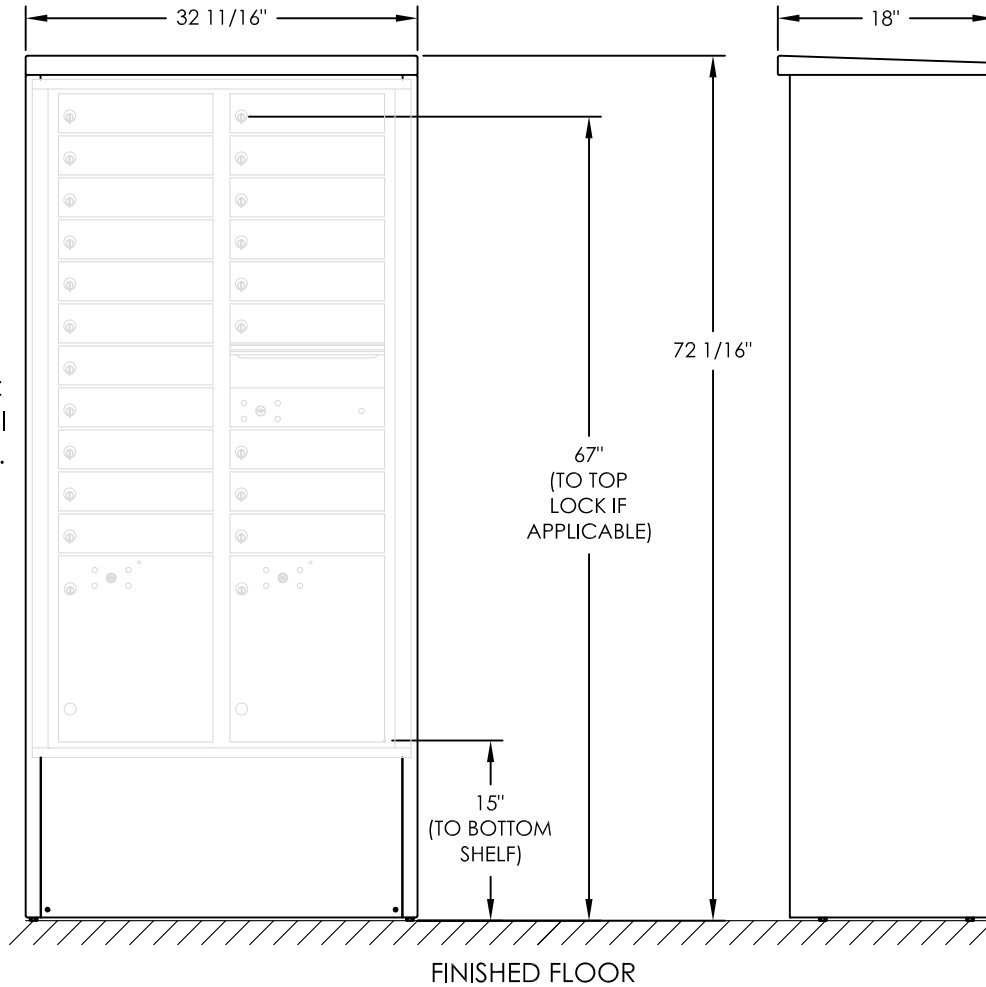


versatile™ 4C Depot, DEP16D

Shown with 4C
for dimensional
reference only.

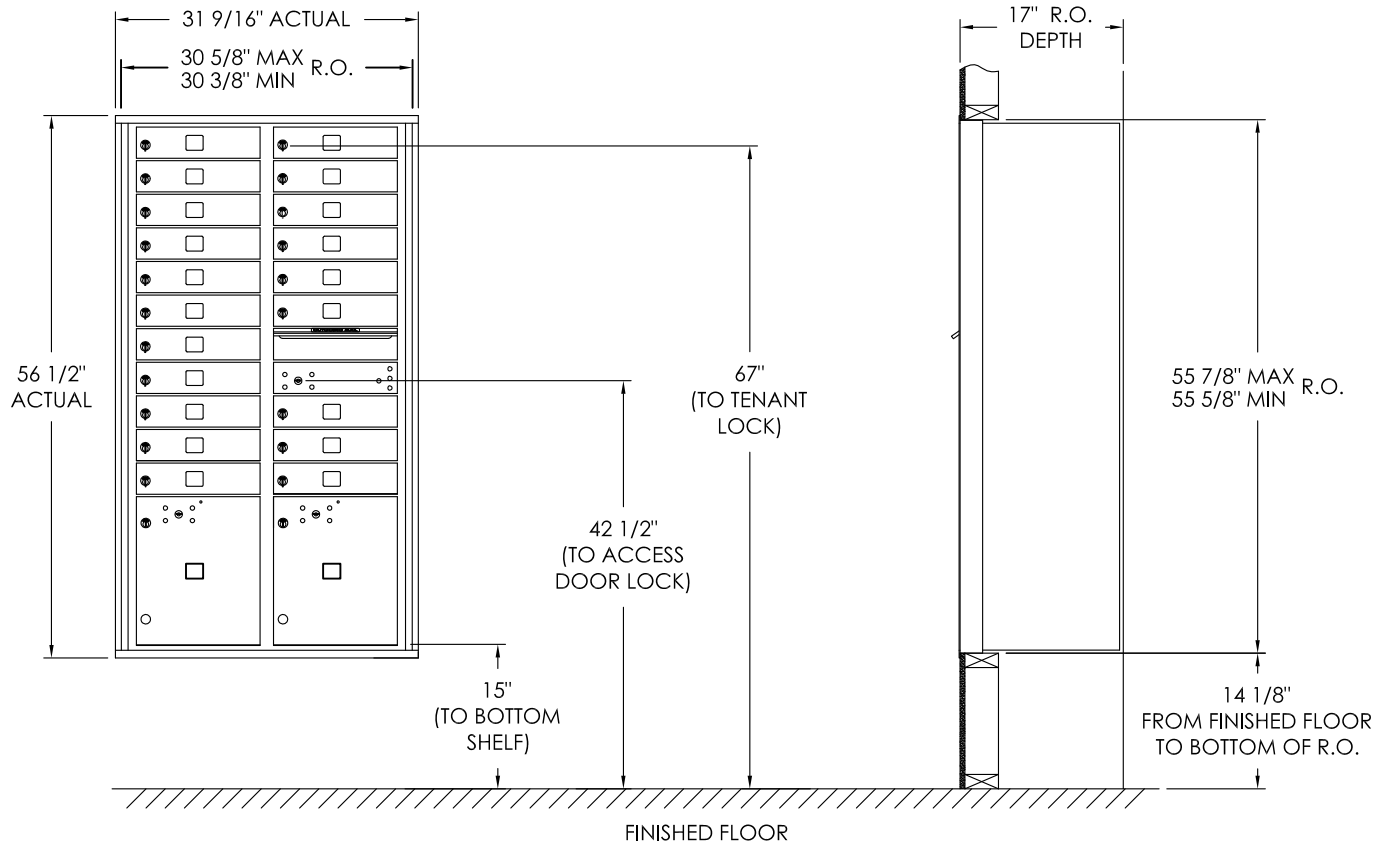


NOTES:

1. Depot cabinet design ensures compliance with USPS STD-4C mailbox installation regulations.
2. Accommodates all 4C front-loading double-column 16-High modules.
3. Depot cabinet assembled complete in factory.
4. Depot ships complete with 4C front-loading module installed.
5. May be installed outside or inside - see foundation specification details in installation manual.

PRODUCT SERIES: VERSATILE™ 4C DEPOT	
MODEL DEP16D	REV -
SCALE 1:16	LAST REV DATE 10/6/2020
DRAWING NUMBER DEP16DCS	DRAWN BY NBC

versatile™ 4C Mailbox, 4C16D-20



COMPARTMENT CHART

DESCRIPTION	COMPARTMENT	COMPARTMENT SIZE	QTY.
MAILBOX	MB1	3" H x 12" W x 15" D	20
OUTGOING MAIL	OM2	6-1/2" H x 12" W x 15" D	1
PARCEL LOCKER	PL15	15" H x 12" W x 15" D	2

Notes:

1. This module meets the USPS STD-4C requirements for installation defined below when the mailbox is installed per the dimensions provided on this drawing.
 - a. At least one customer compartment shall be positioned less than 48" above finished floor (AFF).
 - b. No parcel locker (interior bottom shelf) shall be positioned less than 15" AFF.
 - c. No patron (tenant) lock shall be positioned more than 67" AFF.
 - d. No customer compartment (interior bottom shelf) shall be positioned less than 28" AFF.
 - e. The USPS Arrow lock shall be positioned 36"- 48" AFF.
2. This 4C mailbox can also be used for private applications.
3. The rough opening width for multi-unit 4C installations is provided using the Florence configurator: www.florencemailboxes.com/configurator.

PRODUCT SERIES: VERSATILE™ 4C FRONT LOAD MAILBOX

	MODEL	4C16D-20	REV	D
	SCALE	NONE	LAST REV. DATE	5/22/19
	DRAWING NUMBER		DRAWN BY	
	4C16D-20CS		RAK	