

# Aluminum Mailboxes - Rack Ladder System

## RACK LADDER SYSTEM - REAR LOADING



Salsbury 2200 series rack ladder system aluminum mailboxes have 1/4" thick extruded aluminum doors with a durable powder coated aluminum finish. Each door includes a five (5) pin cylinder cam lock with two (2) keys. The mailbox compartments have open backs (rear covers for a column of rack ladder mailboxes #2251 and for individual rack ladder mailboxes #2252 are available as options upon request) and are constructed of 20 gauge steel. All units have the same outside dimensions. Rack ladder system aluminum mailbox units are designed to be installed between rack ladders (#2200). The rack ladders support five (5) mailbox units to form a column of mailboxes. These units can be accessed by the U.S.P.S. when used in Rotary Mail Centers (see page 44).



2212

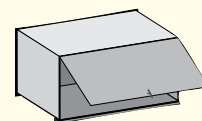


2208

## PARCEL LOCKERS



Salsbury 2200 series parcel lockers offer tenants a convenient way to receive packages on site and are fit with a two (2) key security system. When the U.S.P.S. or an individual delivers a parcel to the locker, a parcel locker key is placed in the recipient's mailbox. Once the recipient opens the parcel locker, the key is automatically retained in the lock until it is removed with a control key. The units have 1/4" thick extruded aluminum doors with a durable powder coated aluminum finish and are equipped with a hinged rear door which allows access from the rear. Parcel lockers are designed to fit into the rack ladder and data distribution systems (see pages 38-39) and Free-Standing Mail Centers (see pages 44-45).



Rear view of #2270



2270

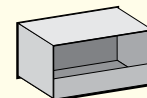


2272

## DROP BOXES



Salsbury 2200 series drop boxes have a 1/4" thick extruded aluminum solid front with a durable powder coated aluminum finish. The one compartment drop box (#2280) has a 16" W x 3/4" H mail slot. The two (2) compartment drop box (#2282) has two (2) 9" W x 3/4" H mail slots. Drop boxes have a 4" high rear panel to contain the mail. Individual locking rear covers (#2285) are available as an option upon request. Drop boxes are designed to fit into the rack ladder and data distribution systems (see pages 38-39) and Free-Standing Mail Centers (see pages 44-45).



Rear view of #2280



Rear view of #2280 with optional hinged locking rear cover #2285



2280



2282

Parcel lockers and drop boxes with custom engraved placards (#2267) displayed



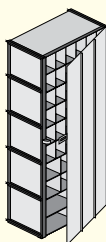
2204



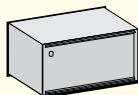
2202



2201



Column of rack ladder mailboxes with optional hinged rear cover (#2251) displayed



Individual rack ladder mailbox with optional locking rear cover (#2252) displayed

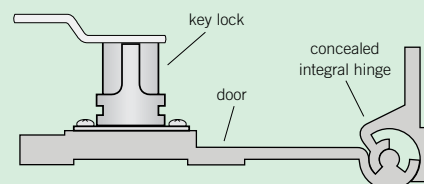
### RACK LADDER SYSTEM - REAR LOADING

MODEL	DESCRIPTION	DOOR SIZE	WEIGHT	PRICE
2212	12 Doors	3-1/2" W x 5-1/2" H	45 lbs.	\$160.00
2208	8 Doors	5-1/2" W x 5-1/2" H	40 lbs.	\$150.00
2204	4 Doors	10-3/4" W x 5-1/2" H	35 lbs.	\$140.00
2202	2 Doors	10-3/4" W x 11-1/2" H	35 lbs.	\$130.00
2201	1 Door	22" W x 11-1/2" H	35 lbs.	\$120.00
<b>UNIT SIZE</b>		<b>23-1/4" W x 12-1/8" H x 15-1/2" D</b>		
2286	Lock - combination for each 2200 series door			\$10.00
2290	Lock - standard replacement for 2200 series doors - with (2) keys			\$8.00
2299	Keys blanks - for standard 2200 series locks - box of (50)			\$30.00
2270 <sup>1</sup>	Parcel Locker - (1) door	22" W x 11-1/2" H	35 lbs.	\$175.00
2272 <sup>1</sup>	Parcel Locker - (2) doors	10-3/4" W x 11-1/2" H	35 lbs.	\$225.00
2275	Master commercial lock - for 2270 and 2272 - with (2) keys			\$25.00
2276	Lock - tenant lock assembly for 2270 and 2272 - with (2) keys			\$35.00
2280	Drop Box - (1) compartment	23" W x 12" H	35 lbs.	\$150.00
2282	Drop Box - (2) compartments	11" W x 12" H	35 lbs.	\$175.00
2285	Rear cover - locking - option for 2280 and 2282		5 lbs.	\$35.00
2200	Rack Ladder	61-7/8" H x 15-1/2" D	25 lbs.	\$70.00
2200C	Rack Ladder - custom - specify 2, 3, 4 or 6 high			\$90.00
2213	Trim - black - for up to (3) columns of mailboxes			\$80.00

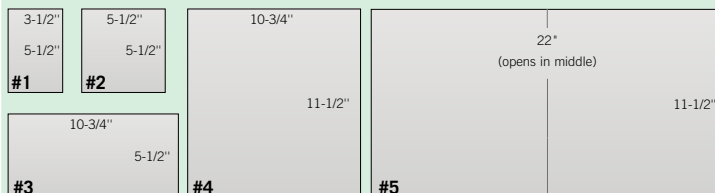
<sup>1</sup> Specify - U.S.P.S. access or private access (order master commercial lock #2275)

### ALUMINUM DOORS

Top view of #1 aluminum door, lock and hinge




### 2200 SERIES RACK LADDER SYSTEM DOOR SIZES



### CUSTOM ENGRAVED PLACARDS

7/8" W x 3" H custom engraved self-adhesive placards are available as an option upon request. (#2267 - \$3.00)

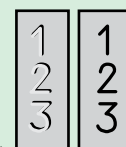


#2267

### CUSTOM DOOR ENGRAVING

Custom door engraving is available as an option upon request.

- Custom engraved door - regular (#2268 - \$3.00)
- Custom engraved door - black filled (#2274 - \$3.00)



#2268

#2274

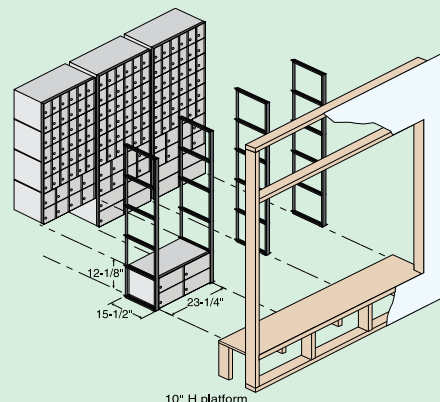
### SAMPLE INSTALLATION

Models displayed:

- (9) 2212's
- (3) 2208's
- (3) 2204's
- (4) 2200's

Units are secured from the rear by brackets (not pictured).

Allow approximately 24" W and 62" H for each mailbox column.



One column of mailbox units requires two (2) rack ladders and each additional column in the same configuration requires one additional rack ladder.

See aluminum mailbox options on page 39

# Aluminum Boxes - Data Distribution System

## DATA DISTRIBUTION SYSTEM PRIVATE ACCESS

Salsbury 2400 series data distribution system aluminum boxes have 1/4" thick extruded aluminum doors with a durable powder coated aluminum finish. Each door includes a 3/4" high door slot, a five (5) pin cylinder cam lock with two (2) keys and is hinged horizontally at the bottom. Alternative locking systems are available - see aluminum mailbox options on page 39. Doors are available without slots upon request. The compartments have open backs (rear covers for a column of data distribution boxes #2451 and rear covers for individual data distribution boxes #2452 are available as options upon request) and are constructed of 20 gauge steel. All units have the same outside dimensions. Data distribution system boxes are designed to be installed between rack ladders (#2400). The rack ladders support five (5) units to form a column of boxes. Data distribution system boxes can also be used in Free-Standing Mail Centers (see pages 44-45).



2406



Data distribution doors are available without slots as an option upon request and can accommodate combination locks #2486 (combination locks are not available on doors with slots or on model #2401).

### DATA DISTRIBUTION SYSTEM

MODEL	DESC.	DOOR SIZE	WEIGHT	PRICE
2406	6 Doors	11" W x 3-1/2" H slots 9" W x 3/4" H	40 lbs.	\$220.00
2404	4 Doors	11" W x 5-1/2" H slots 9" W x 3/4" H	35 lbs.	\$200.00
2402	2 Doors	22" W x 5-1/2" H slots 20" W x 3/4" H	35 lbs.	\$190.00
2401	1 Door	22" W x 11-1/2" H slot 20" W x 3/4" H	35 lbs.	\$180.00
UNIT SIZE		23-1/4" W x 12-1/8" H x 15-1/2" D		
2400	Rack Ladder	61-7/8" H x 15-1/2" D	25 lbs.	\$70.00
2400C	Rack Ladder - custom - specify 2, 3, 4 or 6 high			\$90.00
2413	Trim - black - for up to (3) columns of data distribution boxes			\$80.00
2486	Lock - combination for each 2400 series door (on units w/out slots only)			\$10.00
2490	Lock - standard replacement for 2400 series doors - with (2) keys			\$8.00
2499	Key blanks - for standard 2400 series lock - box of (50)			\$30.00

Data distribution system aluminum boxes with custom engraved placards (#2467) displayed





2404

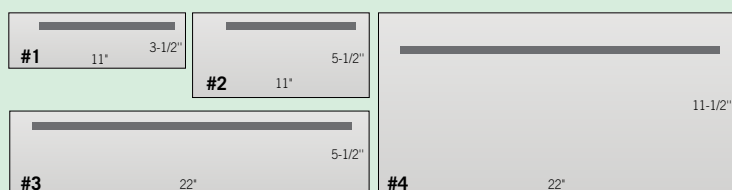


2402



2401

## 2400 SERIES DATA DISTRIBUTION SYSTEM DOOR SIZES



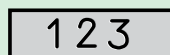
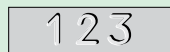
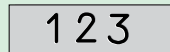
## CUSTOM ENGRAVED PLACARDS

3" W x 7/8" H custom engraved self-adhesive placards are available as an option upon request.  
(#2467 - \$3.00)

## CUSTOM DOOR ENGRAVING

Custom door engraving is available as an option upon request.

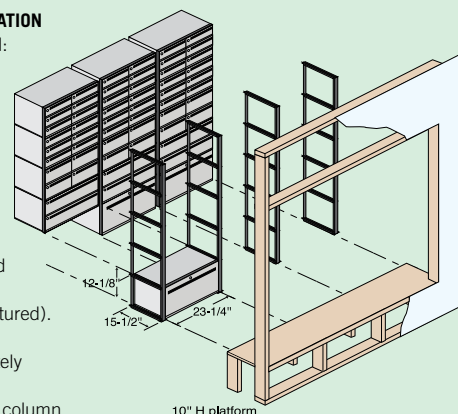
- Custom engraved door - regular  
(#2468 - \$3.00)
- Custom engraved door - black filled  
(#2474 - \$3.00)

Engraved placard  
(#2467 - \$3.00)Engraved door - regular  
(#2468 - \$3.00)Engraved door - black filled  
(#2474 - \$3.00)

## SAMPLE INSTALLATION

Models displayed:

- (6) 2406's
- (3) 2404's
- (3) 2402's
- (3) 2401's
- (4) 2400's



Units are secured from the rear by brackets (not pictured).

Allow approximately 24" W and 62" H for each mailbox column.

One column of data distribution boxes requires two (2) rack ladders and each additional column in the same configuration requires one additional rack ladder.

## ALUMINUM MAILBOX OPTIONS - FOR STANDARD, RACK LADDER AND DATA DISTRIBUTION SYSTEMS (pages 34-39)

## OPTIONS

- Custom sized units - call for pricing
- Custom rack ladders for varied column heights (specify 2, 3, 4 or 6 high columns)  
(#2200C / #2400C - \$90.00)
- Rear covers
  - locking on standard system mailboxes  
(#2250 - \$50.00)
  - hasp on rack ladder system columns  
(#2251 - \$100.00)
  - locking on individual rack ladder system mailboxes  
(#2252 - \$50.00)
  - hasp on data distribution system columns  
(#2451 - \$100.00)
  - locking on individual data distribution boxes  
(#2452 - \$50.00)
- Trim - black snap-on peripheral trim 1-1/2" W x 3/8" D for up to three (3) columns of mailboxes or data distribution boxes  
(#2213 / #2413 - \$80.00)
- Plexiglass window (#2271 - \$3.00)

- Mail slots (#2269 - \$3.00)


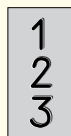
Standard mail slot sizes for 2200 series:

- #1 Door - 2-1/2" W x 3/4" H
- #2 Door - 4" W x 3/4" H
- #3 Door - 9" W x 3/4" H
- #4 Door - 9" W x 3/4" H
- #5 Door - 9" W x 3/4" H (on left side)



Custom slot sizes are available upon request.

- Custom door finish as specified (#2264 / #2464 add 10% to unit price)
- Engraved placards (#2267 / #2467 - \$3.00)
- Engraved door - regular (#2268 / #2468 - \$3.00)
- Engraved door - black filled (#2274 / #2474 - \$3.00)
- Self-adhesive numbers - sheets of (100)  
(#2295 / #2495 - \$15.00)
- Label holders - (50) 3" W x 3/8" H (#1070 - \$30.00)

#2268  
Sample door engraving - regular  
\$3.00#2274  
Sample door engraving - black filled  
\$3.00#2213 / #2413  
Trim  
\$80.00#2271  
Plexiglass window  
7/8" W x 1-1/4" H  
\$3.00

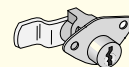
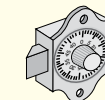
## DOOR AND COMPARTMENT IDENTIFICATION

Self-adhesive numbers (1-3000 available) are supplied upon request with a standard order. Custom identification systems are available as an option upon request. Label holders (#1070 - \$30.00) neatly organize and identify the rear of the mailbox compartments and are available as an option upon request.

## LOCKS

Each mailbox and data distribution door includes a five (5) pin cylinder cam lock with two (2) keys (1,000 different key changes).

- Lock - for 2200 and 2400 series  
(#2290 / #2490 - \$8.00)
- Three (3) digit single dial combination lock with spring latch and automatic throw-off  
(#2286 / #2486 - \$10.00)  
(combination numbers can be changed by owner)
- Thumb latch - in lieu of standard lock  
(#2289 / #2489 - \$3.00)
- Spring latch lock with two (2) keys - not pictured  
(#2287 - \$10.00)
- Custom lock installation - cylinders provided by owner - (100) door minimum  
(#2293 - \$4.00 additional per door)
- Key blanks - box of (50) - for 2200 series  
(#2299 - \$30.00)
- Key blanks - box of (50) - for 2400 series  
(#2499 - \$30.00)

#2290  
Lock for 2200 series  
\$8.00#2490  
Lock for 2400 series  
\$8.00#2286 / #2486  
Combination lock  
\$10.00#2289 / #2489  
Thumb latch  
\$3.00#2298 / #2498  
Additional keys for #2290 and #2490  
\$2.00 per key