


Classic Mailbox Posts



Classic post (#4890) attached to in-ground mounting kit (#4896) and antique rural mailbox (#4850A) (see pages 70-71) displayed

order rural mailboxes (see pages 68-73) and townhouse mailboxes (see pages 74-75) separately

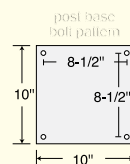


CLASSIC MAILBOX POSTS FOR RURAL AND TOWNHOUSE MAILBOXES

Made of die cast aluminum, Salsbury bolt mounted classic mailbox posts are available in top mounted (#4890), 1-sided (#4891) and 2-sided (#4892) styles and can accommodate rural mailboxes (see pages 68-73) and townhouse mailboxes (see pages 74-75). 1-sided classic posts can be assembled with the mailbox mounted on either the right side or the left side. Optional in-ground mounting kits (#4896) easily attach to the base of classic posts and allow for in-ground applications. Classic mailbox posts feature a durable powder coated finish available in five (5) contemporary colors.

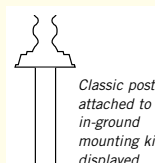
IN-GROUND MOUNTING KIT

Salsbury in-ground mounting kits (#4896) easily attach to the base of classic posts and allow for in-ground applications.



4896 In-ground mounting kit

- 3-1/2" W x 3-1/2" D x 16" H
- top: 10" W x 10" D
- 10 lbs.
- \$30.00



CLASSIC MAILBOX POSTS



4890 Classic Post

- bolt mounted
- post: 3-1/2" diameter x 42" H
- base: 10" W x 10" D
- 20 lbs.
- \$125.00



4891 Classic Post - 1-sided

- bolt mounted
- post: 3-1/2" diameter x 58" H
- arm: 8-1/4" W x 3/8" H x 6" D
- base: 10" W x 10" D
- 25 lbs.
- \$150.00



4892 Classic Post - 2-sided

- bolt mounted
- post: 3-1/2" diameter x 58" H
- arms: (2) 8-1/4" W x 3/8" H x 6" D
- base: 10" W x 10" D
- 30 lbs.
- \$175.00

Specify



See Pedestal Mounting Kit on page 60

Volume Discount Pricing Available On-Line!