

Mail Houses

MAIL HOUSES

Made of electro-galvanized 20 gauge steel, Salsbury 4700 series mail houses include a stainless steel mail flap. Mail houses can be surface mounted, mounted on bolt mounted mailbox posts (#4765), in-ground mounted mailbox posts (#4795) or a base of your choice. Each mail house features a durable powder coated finish available in four (4) contemporary colors. Mail houses are accessed from the front through a 13" W x 9" H locking door and include a lock with two (2) keys. A non-locking thumb latch (#4788) is available as an option upon request. Mail houses may be used for U.S.P.S. residential door mail delivery.

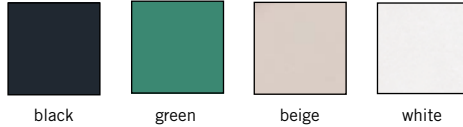


4750

4750 Mail House

- 17" W x 15" H x 8" D
- mail slot: 12" W x 1-1/4" H
- 20 lbs.
- \$80.00

Specify



black

green

beige

white



#4750 and signature series plaque (#1430 - see pages 92-93) displayed




MAILBOX POSTS



Numbers / Letters see page 101

#4750 on post (#4795) with custom numbers / letters (see page 101) displayed



4765

4795

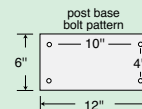
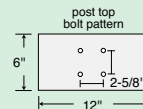
4765 Post - bolt mounted

- 3-1/2" W x 42" H x 3-1/2" D
- top & base: 6" W x 12" D
- 20 lbs.
- \$80.00

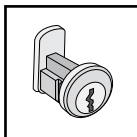
4795 Post - in-ground mounted

- 3-1/2" W x 60" H x 3-1/2" D
- top: 6" W x 12" D
- 25 lbs.
- \$80.00

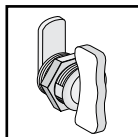
- Specify
- black
 - green
 - beige
 - white



Lock - standard replacement - with (2) keys (#4790 - \$10.00)



Thumb latch - optional (#4788 - \$10.00)



Volume Discount Pricing Available On-Line!