

Victorian Mailboxes



4460


VICTORIAN MAILBOXES

Made of die cast aluminum, Salsbury surface mounted Victorian mailboxes (#4460) are available in four (4) contemporary colors and include a 10-3/4" W x 2-1/4" H mail flap with the word "LETTERS" cast into it. The brass mail flap features an adjustable stop that can limit the size of the mail flap opening. Surface mounted Victorian mailboxes include a front access 10-3/4" W x 6" H door and a lock with two (2) keys. A gold finish non-locking thumb latch (#4488) is available as an option upon request. Surface mounted Victorian mailboxes may be used for U.S.P.S. residential door mail delivery.

4460 Victorian Mailbox


- 15-3/4" W x 20" H x 5-3/4" D
- mail flap: 10-3/4" W x 2-1/4" H
- 15 lbs.
- \$100.00

Specify




black

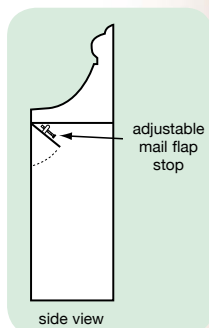
green



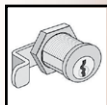
beige



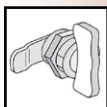
white



Lock - standard replacement - with (2) keys (#4490 - \$10.00)



Thumb latch - gold finish - optional (#4488 - \$10.00)



#4460 with optional thumb latch (#4488) displayed

Volume Discount Pricing Available On-Line!

COMMERCIAL MAILBOXES

RESIDENTIAL MAILBOXES

SIGNAGE

CELL PHONE LOCKERS