

Signature Series Plaques

SIGNATURE SERIES PLAQUES

Made of 1/2" thick solid acrylic, Salsbury 1400 series signature series plaques feature the natural beauty of granite with the durability of "solid surface" counter tops and are ideal for schools, clubs, homes, businesses and many other applications. Signature series plaques are weather resistant and available as surface mounted or lawn mounted and in seven (7) attractive styles. The elegant signature series plaques have engraved gold or silver painted characters / trim on a background that can be specified black, cobalt blue, jade green, maroon or white. Each plaque is available with five (5) specified emblems or no emblem. Surface mounted signature series plaques include two (2) key holes for easy mounting. Lawn mounted plaques include one 2" W x 19-3/4" H aluminum stake that is powder coated black. Small oval plaques are available in a hanging style (#1435) and include mounting hardware to attach to mailbox posts and spreaders. Oval-petite plaques (#1439) are ideal for doors and many other applications, while column plaques (#1470) are ideal for mailbox posts and many other applications. For larger versions of these plaques, see Large Commercial Signage on pages 96-97. For customized versions of these plaques, see Custom Plaques on pages 98-99.



Rectangular plaques displayed



Lawn
mounted
stake



Classic plaques displayed



Lawn
mounted
stake

Oval plaques displayed



Arched plaques displayed

SIGNATURE SERIES PLAQUES

RECTANGULAR

1410 Rectangular Plaque - small

- 9-1/2" W x 6-1/2" H
- 3 lbs.
- \$75.00



1411 Rectangular Plaque - medium

- 14" W x 8" H
- 5 lbs.
- \$100.00



1412 Rectangular Plaque - large

- 20" W x 11" H
- 10 lbs.
- \$125.00



ARCHED

1420 Arched Plaque - small

- 9-1/2" W x 6-1/2" H
- 3 lbs.
- \$75.00



1421 Arched Plaque - medium

- 14" W x 8" H
- 5 lbs.
- \$100.00



1422 Arched Plaque - large

- 20" W x 11" H
- 10 lbs.
- \$125.00



OVAL

1430 Oval Plaque - small

- 9-1/2" W x 6-1/2" H
- 3 lbs.
- \$75.00



1431 Oval Plaque - medium

- 14" W x 8" H
- 5 lbs.
- \$100.00



1432 Oval Plaque - large

- 20" W x 11" H
- 10 lbs.
- \$125.00



CLASSIC

1440 Classic Plaque - small

- 9-1/2" W x 6-1/2" H
- 3 lbs.
- \$75.00



1441 Classic Plaque - medium

- 14" W x 8" H
- 5 lbs.
- \$100.00



1442 Classic Plaque - large

- 20" W x 11" H
- 10 lbs.
- \$125.00



OVAL - HANGING

1435 Oval Plaque - hanging

- 9-1/2" W x 6-1/2" H
- up to five (5) numbers / letters
- 3 lbs.
- \$80.00



Note: Hanging plaques include a bracket and chain for mounting to mailbox posts and spreaders.



#1435 hanging oval plaque on a classic mailbox post (see page 77) displayed

OVAL - PETITE

1439 Oval Plaque - petite

- 6" W x 4" H
- up to five (5) numbers / letters
- 1 lb.
- \$40.00



#1439 Oval Plaque - petite in black displayed - ideal for identifying doors to individual rooms, suites, classrooms, dorms and many other applications.

COLUMN

1470 Column Plaque

- 3-1/2" W x 17" H
- up to five (5) numbers / letters
- 3 lbs.
- \$50.00



#1470 column plaque on a deluxe mailbox post (see page 79) displayed

Specify • background color



black



cobalt blue



jade green



maroon



white

Specify • characters / trim color

ABC123

gold

ABC123

silver

Specify • emblem



none



daisy



fountain



grid



infinity



shell

Specify • mounting



(rear view)

surface mounted - includes mounting key holes



lawn mounted - includes stake

Specify • individual characters

(1 line version) up to (16) letters / numbers / spaces

(2 line version) up to (16) letters / numbers / spaces per line

Note: Character sizes are dependent upon the total number of requested characters per line and vary between 1/2" to 3" high for small and petite plaques, 1" to 4" high for medium and column plaques and 1-1/4" to 5" high for large plaques. The first letter of each word is approximately 20% larger than the other letters.

Allow two (2) weeks for signature series plaque delivery.

Cast Aluminum Plaques

CAST ALUMINUM PLAQUES

Made of 3/8" thick cast aluminum, 1300 series cast aluminum plaques are weather resistant and available in seven (7) attractive styles. Ideal for homes and businesses, each cast aluminum plaque has raised gold or silver painted characters / trim on a background that can be specified black, green, maroon or white. The decorative cast aluminum plaques are available as surface mounted or lawn mounted. Small and medium lawn mounted plaques include one 1" W x 24" H black aluminum stake and large lawn mounted plaques include two (2) 1" W x 31-1/2" H black aluminum stakes. Small oval plaques are available in a hanging style (#1335) and include mounting hardware to attach to mailbox posts and spreaders. Oval-petite plaques (#1339) are ideal for doors and other applications, while the column plaques (#1370) are ideal for mailbox posts and other applications.



Rectangular plaques displayed



Arched plaques displayed



Oval plaques displayed



Lawn mounted stake



Deluxe plaques displayed

CAST ALUMINUM PLAQUES

RECTANGULAR

1310 Rectangular Plaque - small

- 10" W x 6" H
- 3 lbs.
- \$75.00



1311 Rectangular Plaque - medium

- 15-3/4" W x 7-1/2" H
- 5 lbs.
- \$100.00



1312 Rectangular Plaque - large

- 21" W x 10" H
- 10 lbs.
- \$125.00



OVAL - HANGING

1335 Oval Plaque - hanging

- 10" W x 6" H
- up to five (5) numbers / letters
- 3 lbs.
- \$80.00



Note: Hanging plaques include a bracket and chain for mounting to mailbox posts and spreaders.



#1335 hanging oval plaque on a classic mailbox post (see page 77) displayed

ARCHED

1320 Arched Plaque - small

- 9" W x 5-1/2" H
- 3 lbs.
- \$75.00



1321 Arched Plaque - medium

- 15-1/4" W x 10-1/4" H
- 5 lbs.
- \$100.00



1322 Arched Plaque - large

- 21" W x 13" H
- 10 lbs.
- \$125.00



OVAL

1330 Oval Plaque - small

- 10" W x 6" H
- 3 lbs.
- \$75.00



1331 Oval Plaque - medium

- 13-1/4" W x 8" H
- 5 lbs.
- \$100.00



1332 Oval Plaque - large

- 18" W x 10-1/2" H
- 10 lbs.
- \$125.00



OVAL - PETITE

1339 Oval Plaque - petite

- 6" W x 4" H
- up to five (5) numbers / letters
- 1 lb.
- \$40.00



#1339 Oval Plaque - petite in white displayed - ideal for identifying doors to individual rooms, suites, classrooms, dorms and many other applications.

DELUXE

1340 Deluxe Plaque - small

- 15-3/4" W x 10" H
- 3 lbs.
- \$75.00



1341 Deluxe Plaque - medium

- 20" W x 13" H
- 5 lbs.
- \$100.00



1342 Deluxe Plaque - large

- 24" W x 15" H
- 10 lbs.
- \$125.00



Specify • background color



black



green



maroon



white

Specify • characters / trim color



gold



silver

Specify • mounting



surface mounted



lawn mounted - includes stake(s)

Specify • individual characters

(1 line version) up to (16) letters / numbers / spaces

(2 line version) up to (16) letters / numbers / spaces per line

Note: Character sizes are dependent upon the total number of requested characters per line and vary between 1/2" to 3" high for small and petite plaques, 1" to 4" high for medium and column plaques and 1-1/4" to 5" high for large plaques. The first letter of each word is approximately 20% larger than the other letters. Oval and column plaques are only available in one line versions with up to (5) numbers / letters.

COLUMN

1370 Column Plaque

- 3-1/2" W x 17" H
- up to five (5) numbers / letters
- 3 lbs.
- \$50.00



#1370 column plaque on a decorative mailbox post (see page 78) displayed

Allow three (3) weeks for cast aluminum plaque delivery.

Large Commercial Signage

LARGE COMMERCIAL SIGNAGE


Made of 1/2" thick solid acrylic, Salsbury 1500 series large commercial signage features the natural beauty of granite with the durability of "solid surface" counter tops and are ideal for businesses, schools, libraries, hotels, country clubs, buildings and many other applications. Commercial signage is weather resistant and available in surface mounted or post mounted and in four (4) attractive styles. Each commercial sign has engraved gold or silver painted characters / trim on a background that can be specified black, cobalt blue, jade green, maroon or white. Each commercial sign is available with five (5) specified emblems or no emblem. Commercial signage includes engraved characters / trim on one side - commercial signage with characters / trim on two (2) sides (order #1599) is available as an option upon request. Surface mounted large commercial signage includes concealed mounting brackets. Post mounted large commercial signage includes powder coated black or white in-ground mounted post(s) and hardware to attach the sign to the post(s). Minor assembly is required.



Rectangular signs displayed



Oval signs displayed



Arched signs displayed



Classic signs displayed

LARGE COMMERCIAL SIGNAGE

RECTANGULAR


1510 Rectangular Sign - surface mounted

- 40" W x 30" H
- 35 lbs.
- \$300.00



1511 Rectangular Sign

- with white in-ground posts
- sign: 40" W x 30" H
- overall post size: 62" W x 81" H x 4" D
- cross bars: (2) 42" W x 3-1/2" H x 3-1/2" D
- 105 lbs.
- \$500.00



1512 Rectangular Sign

- with black in-ground posts
- sign: 40" W x 30" H
- overall post size: 62" W x 81" H x 4" D
- cross bars: (2) 42" W x 3-1/2" H x 3-1/2" D
- 105 lbs.
- \$500.00



ARCHED


1520 Arched Sign - surface mounted

- 40" W x 27" H
- 35 lbs.
- \$300.00



1521 Arched Sign

- with white in-ground posts
- sign: 40" W x 27" H
- overall post size: 50" W x 81" H x 4" D
- cross bar: 42" W x 3-1/2" H x 3-1/2" D
- 90 lbs.
- \$500.00



1522 Arched Sign

- with black in-ground posts
- sign: 40" W x 27" H
- overall post size: 50" W x 81" H x 4" D
- cross bar: 42" W x 3-1/2" H x 3-1/2" D
- 90 lbs.
- \$500.00



OVAL

1530 Oval Sign - surface mounted

- 24" W x 20" H
- 20 lbs.
- \$200.00




1531 Oval Sign

- with white in-ground post
- sign: 24" W x 20" H
- overall post size: 37" W x 81" H x 4" D
- arm: 27" W x 3-1/2" H x 3-1/2" D
- 50 lbs.
- \$350.00



1532 Oval Sign

- with black in-ground post
- sign: 24" W x 20" H
- overall post size: 37" W x 81" H x 4" D
- arm: 27" W x 3-1/2" H x 3-1/2" D
- 50 lbs.
- \$350.00



CLASSIC


1540 Classic Sign - surface mounted

- 24" W x 20" H
- 20 lbs.
- \$200.00



1541 Classic Sign

- with white in-ground post
- sign: 24" W x 20" H
- overall post size: 37" W x 81" H x 4" D
- arm: 27" W x 3-1/2" H x 3-1/2" D
- 50 lbs.
- \$350.00



1542 Classic Sign

- with black in-ground post
- sign: 24" W x 20" H
- overall post size: 37" W x 81" H x 4" D
- arm: 27" W x 3-1/2" H x 3-1/2" D
- 50 lbs.
- \$350.00



Specify • background color



black



cobalt blue



jade green



maroon



white

Specify • characters / trim color

ABC123

gold

ABC123

silver

Specify • emblem



none



daisy



fountain



grid



infinity



shell

Specify • individual characters

- (1 line version) up to (16) letters / numbers / spaces
- (2 line version) up to (16) letters / numbers / spaces per line
- (3 line version) up to (16) letters / numbers / spaces per line

Note: Character sizes are dependent upon the total number of requested characters per line and vary between 3" to 8" high on oval and classic signs and 4" to 10" high on rectangular and arched signs. The first letter of each word is approximately 20% larger than the other letters.

Allow two (2) weeks for large commercial signage delivery.

LARGE COMMERCIAL SIGNAGE OPTION - CHARACTERS / TRIM ON 2 SIDES

- 2 sided signs (#1599 - \$75.00)



front



back



2 sided signs are ideal for post mounted signs requiring visibility from both sides. 2 sided signs (#1599) are available as an option upon request.

Custom Plaques

CUSTOM PLAQUES

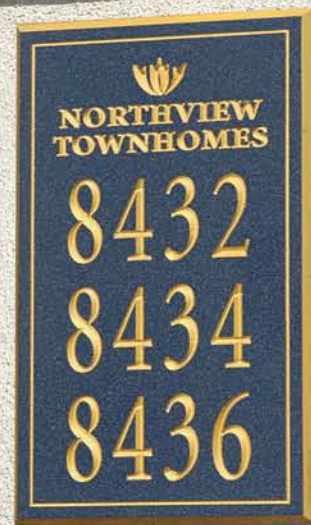
Made of 1/2" thick solid acrylic, Salsbury 1600 series custom plaques feature the natural beauty of granite with the durability of "solid surface" counter tops and are ideal for schools, clubs, homes, businesses and many other applications. Custom plaques are weather resistant and include a mounting system to attach custom plaques to a solid surface. Lawn mounted custom plaques are available upon request and include either one or two (2) 2" W x 19-3/4" H stake(s). The elegant custom plaques have engraved gold or silver painted characters / trim on a background that can be specified black, cobalt blue, jade green, maroon or white. Follow the five (5) easy steps on page 99 to order your custom plaque. See chart below for custom plaque pricing.

Proudly Display Your Custom Logo!

View more custom plaque samples at:
mailboxes.com/products/custom-plaques/

Ideal for

- Schools
- Clubs
- Homes
- Businesses



Lawn mounted custom plaque displayed



CUSTOM PLAQUE PRICING ¹	
SQUARE INCHES (min size 3" x 3") (max size 96" x 30")	PRICE
9 - 250	\$125.00
251 - 500	\$250.00
501 - 1,000	\$375.00
1,001 - 1,500	\$500.00
1,501 - 2,000	\$625.00
2,001 - 2,500	\$750.00
2,501 - 2,880	\$875.00

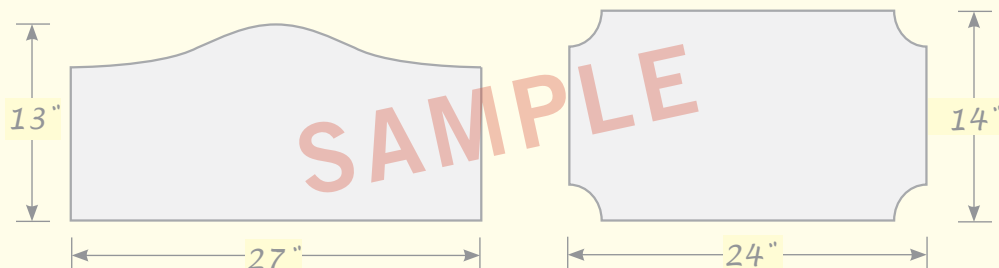
¹ Additional charges MAY apply for complex artwork.

CREATE YOUR OWN CUSTOM PLAQUE IN 5 EASY STEPS!

STEP 1

Specify • shape and size


Size limited to a minimum of 3" x 3" and a maximum of 96" x 30"



STEP 2

Specify • logo and characters

We accept many types of file formats, including high resolution JPEG and TIFF files. For best results, submit a vector EPS file.




STEP 3

Specify • background color



STEP 4

Specify • logo / characters / trim color



STEP 5

Submit • information from steps 1 through 4

E-mail, fax or mail your custom plaque information from steps 1 through 4 to:

E-mail: artwork@addressplaques.com
Fax: 1.800.624.5299
Mail: Salsbury Industries
 1010 East 62nd Street
 Los Angeles, CA 90001-1598

Note - Blank forms are available for download at: www.mailboxes.com/products/custom-plaques/

WE WILL REVIEW THE DETAILS AND PROVIDE A LAYOUT FOR YOUR APPROVAL!



In-house graphic designers



In-house sign shop machine operators



Custom plaque on column displayed

Allow two (2) weeks for custom plaque delivery.

Numbers & Letters

BRASS NUMBERS

Made of solid brass, Salsbury high quality brass numbers are 1/4" thick and are ideal for identifying homes, businesses and many other applications. Ordered individually, the 4" high numbers (#1220) and 6" high numbers (#1230) are available in antique, brass, chrome and black finishes.



#1220 brass numbers with chrome finish displayed

1220 Brass Numbers

- 4" H solid brass
- \$5.00



1220



1230

1230 Brass Numbers

- 6" H solid brass
- \$7.00

Specify - finish



antique



brass



chrome



black

Specify - Individual numbers (0-9)

Volume Discount Pricing Available On-Line!

BRASS LETTERS

Made of solid brass, Salsbury high quality brass letters are 1/4" thick and are ideal for identifying homes, businesses and many other applications. Ordered individually, the 3" high letters (#1240) and four (4) punctuation marks (#1245) are available in antique, brass, chrome and black finishes.



#1240 brass letters in antique finish displayed



1240

1240 Brass Letters

- 3" H solid brass
- \$4.00



1245

1245 Brass Punctuation Marks

- \$3.00

Specify - finish



antique



brass



chrome



black

Specify - individual letters (A-Z) - for #1240

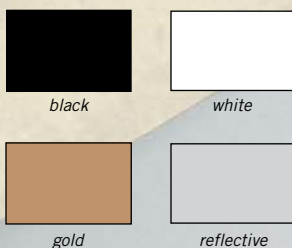
Specify - comma, period, hyphen, ampersand - for #1245

Volume Discount Pricing Available On-Line!

CUSTOM NUMBERS / LETTERS

Made of custom cut vinyl, Salsbury custom numbers / letters are available in four (4) attractive colors and are easily applied to mailboxes, posts, lockers, directories and many other products. All characters are cut from an adhesive backed, high quality vinyl sheet using a computer controlled sign cutter for uniform spacing. Custom numbers / letters add professionalism to addresses, names and messages.

Specify - color



Specify - addresses, names, characters, etc.



REFLECTIVE NUMBERS / LETTERS

Made of high quality mylar, 3" high reflective numbers / letters are ideal for identifying mailboxes, posts and many other products. Ordered individually, each self-adhesive number / letter is black on a reflective silver background. Numbers (0-9), letters (A-Z) and punctuation marks (, - &) are available.



1215



1215 Reflective Numbers / Letters

- 3" H reflective style
- \$3.00

Specify - individual numbers, letters or punctuation marks

custom Numbers / Letters

1201 Custom 2" H Numbers / Letters

- (1-2) horizontal lines of up to (10) 2" H characters / spaces
- starting vinyl size: 18" W x 6" H
- average character width is 1-1/2" W
- \$15.00



1201




1202 Custom 1-1/2" H Numbers / Letters

- (1-3) horizontal lines of up to (14) 1-1/2" H characters / spaces
- starting vinyl size: 18" W x 6" H
- average character width is 1" W
- \$15.00



1202

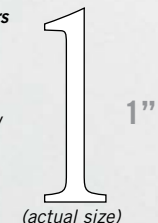


1203 Custom 1" H Numbers / Letters

- (1-4) horizontal lines of up to (19) 1" H characters / spaces
- starting vinyl size: 18" W x 6" H
- average character width is 3/4" W
- \$15.00



1203



1204 Custom 3" H Numbers / Letters

- (1-2) vertical lines of up to (5) 3" H characters / spaces
- starting vinyl size: 6" W x 18" H
- average character width is 1-3/4" W
- \$15.00



1204



Directories



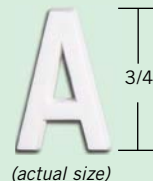
1021

DIRECTORY CHARACTERS

Made of plastic, 3/4" high directory characters are included with each directory. Additional sets are available as an option upon request and include over (300) numbers, letters and characters.

1025 Directory Characters

- Over (300) numbers, letters and characters
- \$25.00



1022

NAME DIRECTORIES

Name directories are available in an aluminum or brass finish and can accommodate (45) names on 1/4" label tape (not included).

1020 Name Directory

- 4" W x 14" H x 1/4" D
- 3 lbs.
- \$40.00



1020

Specify



aluminum



brass

STANDING DIRECTORIES

Standing directories feature a 24" W x 18" H aluminum finish frame and a black letter panel with a clear plastic cover. The frame is easily mounted on a pedestal base which can be adjusted from 49" high to 66" high. Standing directories include 3/4" high numbers, letters and characters.

1021 Standing Directory

- Letter panel: 24" W x 18" H x 1" D
- Overall height: adjustable from 49" high to 66" high
- 10 lbs.
- \$200.00

OPEN FACE DIRECTORIES

Open face directories feature a 36" W x 24" H aluminum finish frame and a black letter panel. Open face directories are designed for indoor use and are ideal in applications where information changes regularly. Open face directories include 3/4" high numbers, letters and characters.

1022 Open Face Directory

- 36" W x 24" H x 1" D
- 10 lbs.
- \$200.00



1023

LOBBY DIRECTORIES

Lobby directories feature a 24" W x 34" H powder coated black aluminum frame and a black letter panel. Lobby directories include a hinged shatter-resistant acrylic door, a lock with two (2) keys and 3/4" high numbers, letters and characters.

1023 Lobby Directory

- 24" W x 34" H x 2" D
- 20 lbs.
- \$350.00



1024

Marquee directory with optional custom numbers / letters (see page 101) on header panel displayed

MARQUEE DIRECTORIES

Marquee directories feature a 24" W x 36" H aluminum finish frame and a black letter panel. Marquee directories include a hinged shatter-resistant acrylic door, a lock with two (2) keys and can be used for indoor and outdoor applications. Marquee directories also include a 19" W x 4" H white acrylic header panel that can be customized with custom numbers / letters - see page 101. Marquee directories include 3/4" high numbers, letters and characters.

1024 Marquee Directory

- 24" W x 36" H x 2-1/4" D
- 30 lbs.
- \$400.00

custom
Numbers / Letters see page 101

